

Surface mounted LED luminaires

Surface mounted circular luminaires with opal polycarbonate cover.

Applications: stairways, circulation areas and information points.

- IP54 when used with optional sealing gasket (see accessories)
- SmartScan Radar versions with sensor discretely hidden behind the cover
- SmartScan wireless technology removes the need for control cabling. Ideal for retro-fit



IP40

Up to 136.0 LL/CW

SMARTSCAN

LUXGUARD

Specification

Mounting	Surface	IP rating	IP40
Nominal size	380 mm dia. 490 mm dia.	Max presence detection height	8 m

Lighting

Optic	Opal cover	Lumen output	1,290 lm - 3,945 lm
Efficacy	Up to 136.0 LL/CW		

Emergency data

Emergency lumen output	380 lm	Emergency type	Maintained
Emergency duration	3 hours	Battery specification	Nickel Metal Hydride (NiMH)

Power

LED power	8 W - 26 W	Circuit power	10 W - 29 W
-----------	------------	---------------	-------------

LED characteristics

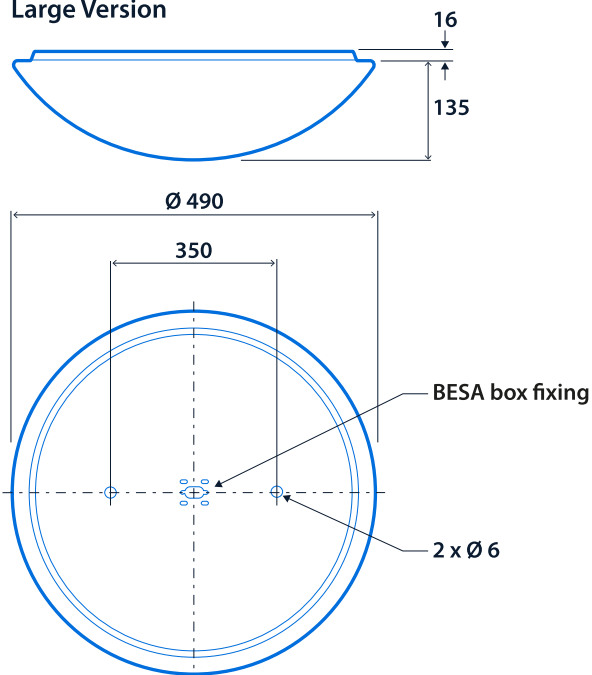
CRI	80+	Colour temperature	4000 K
Rated life (hours)	100 K - L80/B10		

Compliance



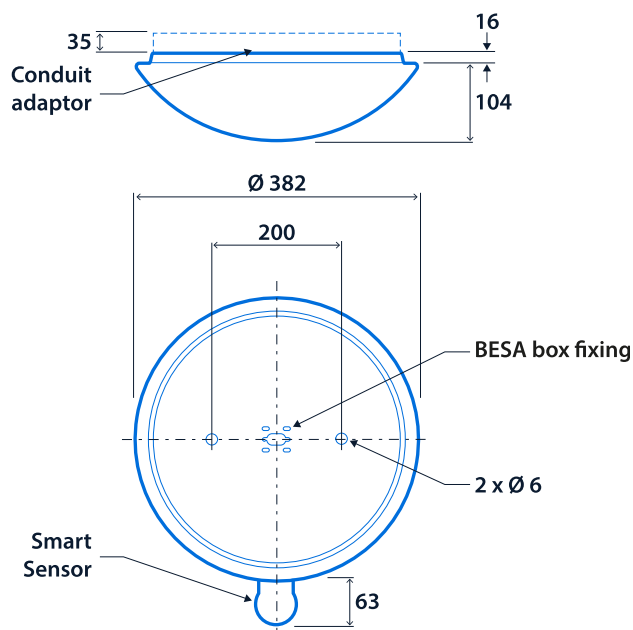
UKCA	Yes	CE	Yes
C-Tick (Aus)	Yes		

Dimensions

Large Version



Small Version



Click or scan here
View Glodome variants using
our online filtering tool



Information is correct as of 29 Dec 2024, however must not be interpreted as a guarantee of individual product performance and/or characteristics. We reserve the right to alter specifications and designs without prior notice.