

Suspended direct/indirect retrofit LED luminaires


Thorlux Light Line Retrofit is a drop-in replacement for the original Thorlux Light Line and Light Line Integra fluorescent luminaires. The existing luminaire body remains while the new clip-in Light Line Retrofit module replaces the original lamps and louvre.

Thorlux Light Line Retrofit provides direct and indirect lighting to match the existing luminaires for light output, distribution, and glare control whilst improving efficacy, maintenance, and luminaire control.

Suitable for Thorlux Light Line and Light Line Integra fluorescent luminaires as individual and continuous versions, in silver or white body finishes.

- Suitable for Thorlux Light Line and Thorlux Light Line Integra fluorescent luminaires
- TM66 score of 2.9 - LIA/CIBSE certification scheme TSD-012 verified
- Direct/indirect illumination
- Optical system combining a reflector and dedicated lens for each LED
- Suitable for individual and continuous luminaires
- Compatible with existing wiring connections
- Metallised low glare reflector
- Low glare optics for EN12464-1 / LG7 (<math><3000\text{cd/m}^2 @ 65^\circ</math>)

Notes: Emergency output on downlight only



IP20

Up to 144.5 LL/CW



TM66 circularity score 2.9

Specification

IP rating	IP20	Nominal size	1200 mm 1500 mm
Max presence detection height	8 m		

Sustainability

TM66 circularity score	2.9		
------------------------	-----	--	--

Lighting

Lumen output	2,940 lm - 5,975 lm	Efficacy	Up to 144.5 LL/CW
--------------	---------------------	----------	-------------------

Emergency data

Emergency type	Maintained	Emergency duration	3 hours
Battery specification	Nickel Metal Hydride (NiMH)		

Power

LED power	17 W - 38 W	Circuit power	21 W - 42 W
-----------	-------------	---------------	-------------



LED characteristics

CRI	80+	Colour temperature	4000 K
Rated life (hours)	100 K - L80/B10		

Compliance

UKCA	Yes	CE	Yes
C-Tick (Aus)	Yes		

Dimensions





Click or scan here
View Thorlux Light Line Retrofit
variants using our online
filtering tool



Information is correct as of 29 Dec 2024, however must not be interpreted as a guarantee of individual product performance and/or characteristics. We reserve the right to alter specifications and designs without prior notice.